



FOOD PATHOGENS

RapidChek®

Listeria monocytogenes

The RapidChek® *Listeria monocytogenes* test system detects *Listeria monocytogenes* in various food and environmental samples in a fast and easy to use way.

How the Test Works

The RapidChek® *Listeria monocytogenes* system couples a sensitive immune-detection strip with a single proprietary enrichment media for fast and accurate *Listeria monocytogenes* results within 44 – 48 hours. The immune-detection strip employs a unique combination of proprietary *Listeria monocytogenes* antibodies and a colloidal gold conjugate coated on the surface of a membrane. After enrichment, the sample is transferred into a provided test tube and the immuno-detection strip is added directly into the sample. Within 10 minutes results are read. One line indicates a negative result and two lines indicate a positive result. The test kits are stored at room temperature.

Applications

The RapidChek® *Listeria monocytogenes* method is designed to detect *Listeria monocytogenes* on environmental surfaces and a variety of food matrices. The test kit permits the presumptive detection and identification of the target pathogen by a one step enrichment in 44 – 48 hours.

Validations

RapidChek® *Listeria monocytogenes* is AOAC approved for use on various environmental surfaces (stainless steel and plastic) and food samples (hot dogs, frozen breaded chicken, frozen cooked shrimp, cured ham, and ice cream).

Confirmation

Presumptive positive results must be confirmed by a cultural reference method (USDA MLG, FDA BAM or ISO). Enriched RapidChek® *Listeria monocytogenes* media samples used in the test procedure can be used for confirmation. Alternatively, streak enrichments directly to MOX and ALOA agar plates. Incubate plates at 35 ± 1 °C for 48 h.



CUSTOMER BENEFITS

Fast & Simple Procedure

- Days faster than ISO, USDA or FDA Method
- Convenient one step enrichment
- Minimal training
- No additional equipment

Easy Resource Management

- Unlimited scalability
- Storage at room temperature
- Long shelf life


Reliable Results

- AOAC approved


RapidChek® *Listeria monocytogenes* Pathogen Screening Quick Reference

Read the Package Insert instructions completely before performing any test.


1 Enrichment One Media, One Transfer Step



Rehydrate media and autoclave

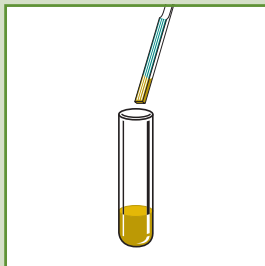


Incubate 44 – 48 hours

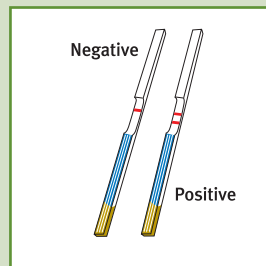


Transfer sample to a supplied test tube

2 Assay Simple Procedure, Simple Interpretation



Let the strip develop for 10 minutes (max. 20 minutes)



1 line = negative
2 lines = positive

Ordering Information—RapidChek® *Listeria monocytogenes*

Item	Description	Part Number
Test kit	50 Test strips with tubes and pipettes, Media not included	10001435
Media	500 g <i>Listeria</i> NextDay™ Enrichment Media	10001409
Strips only	500 Test strips	10001436
Supplement	10 g RapidChek® <i>Listeria</i> Supplement (required for certain matrices)	10001363

Also available:

RapidChek® *E. coli* O157, RapidChek® SELECT™ *Salmonella*,
RapidChek® SELECT™ *Salmonella* Enteritidis, RapidChek® *Listeria*,
RapidChek® *Listeria* NextDay™,
RapidChek® CONFIRM™ non-O157 STEC IMS
RapidChek® CONFIRM™ *Salmonella* Enteritidis IMS

Romer Labs Inc. - America · Newark, DE, USA · T +1 302 781 6400 · F +1 302 781 6378 · E office@romerlabs.com
Romer Labs Diagnostic GmbH - Europe · Tulln, Austria · T +43 2272 615 33 · F +43 2272 615 33 13177 · E office-europe@romerlabs.com
Romer Labs Singapore Pte. Ltd. - Asia · Singapore · T +65 6631 8018 · F +65 6275 5584 · E salesasia@romerlabs.com