

RapidChek® *Listeria* Comb System (MFLP-104)

RapidChek® *Listeria* Comb System, 10001721

Test Kit Includes:

- 8 dessicated foil bags containing 6 combs of 8-strips each
- 48 strips of cluster tubes, 8 tubes x 1.1 mL
- Cluster tube rack, 96-position

RapidChek® *Listeria* NextDay™ Media, 10001409

- 500 g bottle of RapidChek *Listeria* NextDay™ Media

Media is sufficient for 10.8 L

RapidChek® *Listeria* NextDay™ Media, 10001410

- 5 kg bottle of RapidChek® *Listeria* NextDay™ Media

Media is sufficient for 108 L



Also Available:

- RapidChek® SELECT™ *Salmonella*
- RapidChek® SELECT™ *Salmonella* Enteritidis
- RapidChek® CONFIRM™ *Salmonella* Enteritidis IMS
- RapidChek® *E. coli* O157 (including H7)
- RapidChek® CONFIRM™ non-O157 STEC IMS

RapidChek®. Simply Accurate.

RapidChek® *Listeria* Comb System (MFLP-104)



1 Media Preparation
Prepare RapidChek® media.


DI Water (Liters)	RapidChek® <i>Listeria</i> NextDay™ Media (Grams)	RapidChek® <i>Listeria</i> Media (Grams)	RapidChek® <i>Listeria</i> Supplement* (Grams)
30	1,386	1590	30
15	693	795	15
6	277.2	318	6
3	138.6	159	3
1	46.2	53	1

*RapidChek® *Listeria* supplement must be added to the base media AFTER autoclaving

Media Preparation

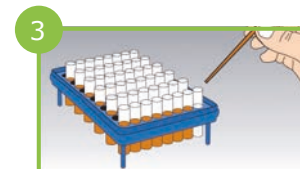
Add dehydrated media to DI water and autoclave at 121 °C for 15 minutes.

Shelf Life: Four weeks at 2 – 8 °C or RT.



2 Sample Enrichment
Add prepared RapidChek® Media to the environmental sponge, swab, or food sample. Incubate at 30 °C.

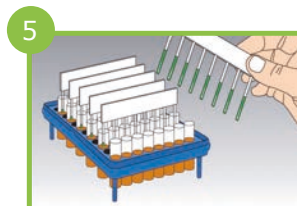
Sample Type	Volume of Media to add (mL)	Incubation Time (hours)
Environmental Sponge (7.5 x 4 cm)	60	27 – 40
Composite Environmental Sponges (10)	600	27 – 40



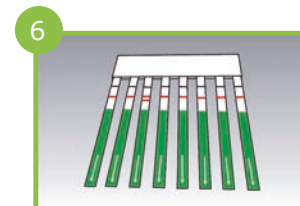
3 Transfer
Transfer 0.4 mL of the enriched sample into supplied cluster tubes.



4 Boil
Boil samples in a heat block for 5 – 15 minutes at 95 – 100 °C.



5 Test
Let tubes cool to RT. Place strips into tubes with arrows facing down.



6 Read Result
After 10 Minutes, Read Result.
1 Line = Negative
2 Lines = Positive
Presumptive positive test results should be confirmed according to MFHPB-30