



FOOD PATHOGENS

RapidChek® SELECT™

Salmonella Enteritidis

RapidChek® SELECT™
Salmonella Enteritidis (SE) is a breakthrough in *Salmonella* testing for the shell egg and poultry industries. The test system is an AOAC certified, FDA equivalent, rapid sero-specific assay offering users speed and accuracy over conventional methods.



How the Test Works

The method uses a novel application of bacteriophages (or phage) in the media to act as selective agents, enhancing both the specificity and sensitivity of the overall method. Phages are bacterial viruses that attack cross-reactive bacteria. This prevents them from causing a false positive reaction (specificity). The phage also attack competitive bacteria, allowing for a media formulation that creates optimum conditions for rapid *Salmonella* Enteritidis growth (sensitivity). This patented media system is used in combination with a next generation RapidChek® SELECT™ *Salmonella* Enteritidis test strip. It contains proprietary anti-Salmonella D1 serogroup antibodies engineered to enhance the overall performance of the method. After 10 minutes, if *Salmonella* Enteritidis is present in the sample, two red lines will form. One line indicates a negative result. A control line is built into the test strip to indicate that the test has worked correctly. The test kits are stored at room temperature.

Applications

RapidChek® SELECT™ *Salmonella* Enteritidis has been designed to detect the pathogen in drag swabs, egg pools, and chicken carcass rinses.

Validations

The method is AOAC approved and awarded FDA equivalency.

Confirmation

Presumptive positive results must be confirmed by a cultural reference method (FDA BAM or USDA MLG). Drag swabs must follow the RapidChek® CONFIRM *Salmonella* Enteritidis IMS procedure prior to cultural confirmation. Egg pool samples must be confirmed by FDA BAM and chicken carcass rinses must be confirmed by the USDA MLG. At least two different types of selective agars should be plated for best results. RapidChek® Select *Salmonella* secondary media samples used in the test procedure can be used for confirmation.

CUSTOMER BENEFITS

Fast & Simple Procedure

- Fast product release
- Simplified media preparation
- Minimal training
- No additional equipment

Easy Resource Management

- High scalability
- Kit storage at room temperature
- Long shelf life


Reliable Results

- AOAC approved
- FDA equivalency


RapidChek® SELECT™ *Salmonella* Enteritidis Pathogen Screening Quick Reference

Read the Package Insert instructions completely before performing any test.

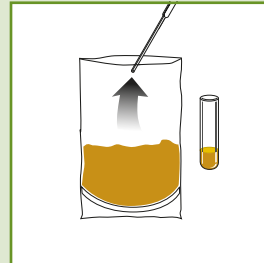
1 Enrichment One Transfer Step



Autoclave and non-autoclave option for primary media preparation

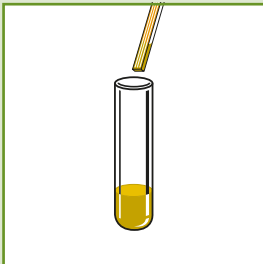


Incubate for 16 - 48 hours

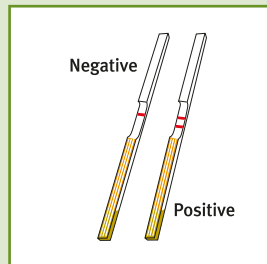


Transfer aliquot to RapidChek® SELECT™ secondary enrichment media and incubate for 6 - 22 hours

2 Assay Simple Procedure, Simple Interpretation



Let the strip develop for 10 minutes (max. 20 minutes)



1 line = negative
2 lines = positive

Ordering Information—RapidChek® SELECT *Salmonella* Enteritidis

Item	Description	Part Number
Test Strips	50 Tests - Enrichment media not included	10001396
Media System	Enrichment Media: 500 g - Primary, 250 mL - Supplement, 4 x 10 g - Secondary	10001397
Test System	250 Tests - Enrichment Media Included	10001398

Also available:

RapidChek® CONFIRM™ *Salmonella* Enteritidis IMS Kit, RapidChek® SELECT™ *Salmonella*, RapidChek® *E. coli* O157, RapidChek® *Listeria*, RapidChek® *Listeria* NextDay™, RapidChek® CONFIRM™ non-O157 STEC IMS Kit